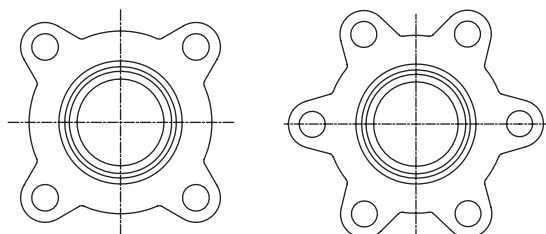
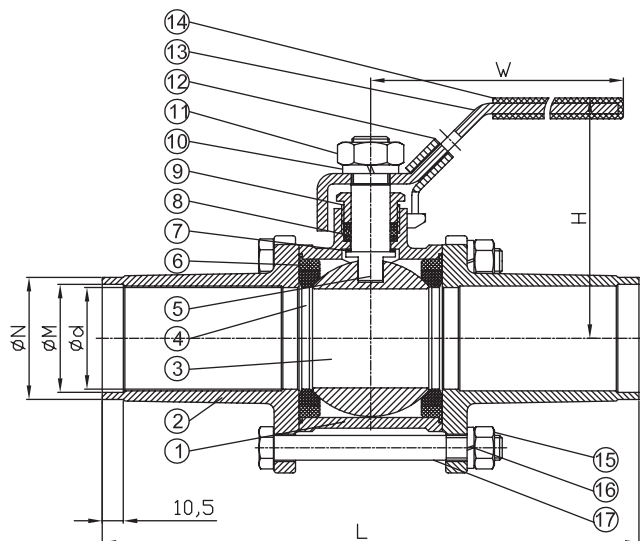


BALL VALVES

KLINGER KHD-3-SL-XC/RPTFE
Long welding ends, Full bore
PN50 / CL300



1/2"-2 1/2"

3"-4"

PARTS

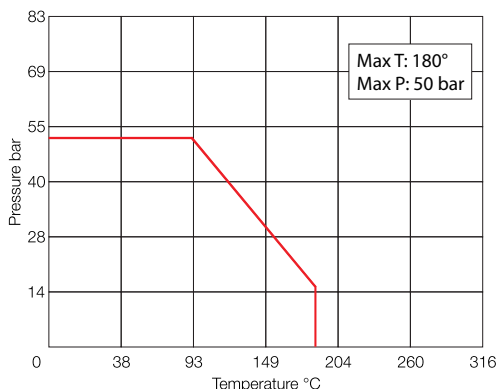
No.	Part	Material
1	Body	CF8M
2	End cap	CF8M
3	Ball	CF8M
4	Ball seat	R.PTFE*
5	Stem	AISI 316
6	Body Seal	PTFE
7	Thrust packing	PTFE
8	Stem packing	PTFE
9	Stem gland	AISI 304
10	Spring washer	AISI 304
11	Stem nut	AISI 304
12	Locking device	AISI 304
13	Handle	AISI 304
14	Sleeve	Vinyl
15	Spring washer	AISI 304
16	Nut	AISI 304
17	Bolt	AISI 304

* 15% glass fibre

DIMENSIONS AND WEIGHTS

DN	PN	d	L	H	W	M	N	kg
10	50	12,7	225	54	102	15,2	17,2	0,6
15	50	15	225	62	123	17,8	21,0	0,7
20	50	20	225	66	123	23,0	27,0	1,0
25	50	25	245	77	153	28,5	33,7	1,4
32	50	32	255	80	153	37,2	42,2	2,0
40	50	38	260	91	183	43,0	48,4	2,7
50	50	50	275	98	183	54,0	61,0	4,2
65	50	65	334	138	246	70,0	77,0	8,2
80	50	80	354	154	246	82,0	90,0	11,8
100	50	100	346	175	350	106,0	115,0	19,1

MAX. TEMPERATURE / PRESSURE



STANDARDS AND CERTIFICATION

- » PED 2014/68/EU
- » Pressure test EN 12266-1, API 598
- » EN 10204 Certificate (3.1)

APPLICATIONS

For general use. Not for abrasive or crystallizing media.